




MODEL **FUSION**  
**266E End Table**

**ASSEMBLY INSTRUCTIONS**

PART ID	DESCRIPTION	QUANTITY
<b>A</b>	 Buttonhead Allen Bolts	4
<b>B</b>	 Flat Washer	4
<b>C</b>	 Allen Wrench	1

**STEP ONE**

Start assembly by carefully placing **Clear Glass Top** on upright **Mounting Bracket** and align holes.

**STEP TWO**

Fasten Glass Top to Mounting Bracket with **Buttonhead Allen Bolts (A)** and **Flat Washers (B)**, using **Allen Wrench (C)**. Tighten all bolts to complete assembly.

